

CAMBRIDGE



# THINK

## WORKBOOK 1

with Online Practice

Herbert Puchta, Jeff Stranks & Peter Lewis-Jones

A2



# THINK

## WORKBOOK 1

Herbert Puchta, Jeff Stranks & Peter Lewis-Jones

A2



CAMBRIDGE  
UNIVERSITY PRESS

## Acknowledgements

The authors and publishers acknowledge the following sources of copyright material and are grateful for the permissions granted. While every effort has been made, it has not always been possible to identify the sources of all the material used, or to trace all copyright holders. If any omissions are brought to our notice, we will be happy to include the appropriate acknowledgements on reprinting.

Emily Cummins for the text on p. 68 adapted from <http://www.emilycummins.co.uk/about>. Copyright © Emily Cummins. Reproduced with permission.

### Corpus

Development of this publication has made use of the Cambridge English Corpus (CEC). The CEC is a computer database of contemporary spoken and written English, which currently stands at over one billion words. It includes British English, American English and other varieties of English. It also includes the Cambridge Learner Corpus, developed in collaboration with Cambridge English Language Assessment. Cambridge University Press has built up the CEC to provide evidence about language use that helps to produce better language teaching materials.

### English Profile

This product is informed by the English Vocabulary Profile, built as part of English Profile, a collaborative programme designed to enhance the learning, teaching and assessment of English worldwide. Its main funding partners are Cambridge University Press and Cambridge English Language Assessment and its aim is to create a 'profile' for English linked to the Common European Framework of Reference for Languages (CEF). English Profile outcomes, such as the English Vocabulary Profile, will provide detailed information about the language that learners can be expected to demonstrate at each CEF level, offering a clear benchmark for learners' proficiency. For more information, please visit [www.englishprofile.org](http://www.englishprofile.org)

### Cambridge Dictionaries

Cambridge dictionaries are the world's most widely used dictionaries for learners of English. The dictionaries are available in print and online at [dictionary.cambridge.org](http://dictionary.cambridge.org). Copyright © Cambridge University Press, reproduced with permission.

**The publishers are grateful to the following for permission to reproduce copyright photographs and material:**

T = Top, B = Below, L = Left, R = Right, C = Centre, B/G = Background

p.8 (T): ©patpitchaya/iStock/360/Getty Images; p.8 (1): ©Oleksiy Mark/iStock/360/Getty Images; p.8 (2): ©Ameng Wu/iStock/360/Getty Images; p.8 (3): ©Duygun VURALI/iStock/360/Getty Images; p.8 (4): ©hamurishi/iStock/360/Getty Images; p.8 (5): ©studionobra/iStock/360/Getty Images; p.8 (6): ©AleksVF/iStock/360/Getty Images; p.14 (TL): ©Joe McBride/iStock/360/Getty Images; p.14 (TR): ©DAJ/Getty Images; p.14 (BL): ©Yvette Cardozo/Alamy; p.15 (T): ©bevangoldswain/iStock/360/Getty Images; p.15 (BL): ©Jose Luis Pelaez Inc/iStock/360/Getty Images; p.15 (BR): ©Kovalchuk Oleksandr/iStock/360/Getty Images; p.20 (L): ©Avatar\_023/Shutterstock; p.20 (CL): ©PhotoAlto/Laurence Mouton/Brand X Pictures/Getty Images; p.20 (C): ©StockLite/Shutterstock; p.20 (CR): ©Patrick Breig/Shutterstock; p.20 (R): ©Denkou Images/Cultura/Getty Images; p.21 (TL): ©Didecs/Shutterstock; p.21 (TR): ©IvonneW/iStock/360/Getty Images; p.21 (CL): ©vuvu/Shutterstock; p.21 (CR): ©Zoonar RF/Zoonar/360/Getty Images; p.21 (BL): ©Tatiana Popova/Shutterstock; p.21 (BR): ©Oleksiy Mark/iStock/360/Getty Images; p.22 (T): ©Radius/Superstock; p.22 (B): ©Hero Images/Getty Images; p.24: ©Fuse/Getty Images; p.26 (TL, BR): ©Eduardo Jose Bernardino/iStock/360/Getty Images; p.26 (TR): ©jodiejohnson/iStock/360/Getty Images; p.26 (BL): ©C. Diane O'Keefe/iStock/360/Getty Images; p.27: ©saras66/Shutterstock; p.31 (TL): ©Sergio Martinez/Shutterstock; p.31 (TC): ©ULKASTUDIO/Shutterstock; p.31 (TR): ©Nattika/Shutterstock; p.31 (CL): ©ringlow/iStock/360/Getty Images; p.31 (C): ©Bozena Fulawka/Shutterstock; p.31 (CR): ©Meelena/Shutterstock; p.31 (BL): ©Viktor1/Shutterstock; p.31 (BC): ©gmevi/iStock/360/Getty Images; p.31 (BR): ©voltan1/iStock/360/Getty Images; p.32 (TL): ©chengyuzheng/iStock/360/Getty Images; p.32 (TR): ©anankml/iStock/360/Getty Images; p.32 (CL): ©Steve Lenz/iStock/360/Getty Images; p.32 (CR): ©Eric Isselée/iStock/360/Getty Images;

p.32 (BL): ©xstockerx/Shutterstock; p.32 (BR): ©StockSolutions/iStock/360/Getty Images; p.33: ©killerbayer/iStock/360/Getty Images; p.34: ©Adam Hester/Corbis; p.40: ©Pankaj & Insy Shah/Getty Images; p.42 (TL, BL): ©VtIs/Shutterstock; p.42 (TR, BR): ©White Smoke/Shutterstock; p.50 (T): ©epa/Corbis; p.50 (C): ©Ralf-Finn Hestoft/CORBIS; p.50 (B): ©AFP/Getty Images; p.51 (L): ©DenisKotr/iStock/360/Getty Images; p.51 (CL): ©Room27/Shutterstock; p.51 (C): ©Ad Oculos/Shutterstock; p.51 (CR): ©sagir/Shutterstock; p.51 (R): ©bopav/Shutterstock; p.55: ©AFP/Getty Images; p.58 (TR): ©UNITED ARTISTS/THE KOBAL COLLECTION; p.58 (TL): ©Pictorial Press Ltd/Alamy; p.58 (B): ©REX/ Everett Collection; p.60: ©REX/Geoffrey Swaine; p.63: ©diego cervo/iStock/360/Getty Images; p.68 (TL): ©REX/Ray Tang; p.68 (TR): ©Emily Cummins <http://www.emilycummins.co.uk>; p.68 (B): ©Emily Cummins <http://www.emilycummins.co.uk>; p.69 (TL): ©BrAt82/Shutterstock; p.69 (TR): ©BuddyFly/iStock/360/Getty Images; p.69 (CL): ©REX/Roger Viollet; p.69 (CR): ©George Timakov/Hemera/360/Getty Images; p.69 (B): ©akajhoe/iStock/360/Getty Images; p.75 (snowboard): ©YanLev/Shutterstock; p.75 (golf): ©anek\_s/iStock/360/Getty Images; p.75 (windsurf): ©jan kranendonk/iStock/360/Getty Images; p.75 (volleyball): ©Eastimages/Shutterstock; p.75 (skis and poles): ©gorillaimages/Shutterstock; p.75 (football): ©stockphoto-graf/Shutterstock; p.75 (diving board): ©sirastock/Shutterstock; p.75 (helmet and rope): ©grafvision/Shutterstock; p.75 (parallel bars): ©versh/Shutterstock; p.75 (sailing): ©Michael Blann/Photodisc/Getty Images; p.75 (starting block): ©Ulrich Mueller/Shutterstock; p.75 (rugby): ©Paolo De santis/Hemera/360/Getty Images; p.75 (tennis): ©miflippo/iStock/360/Getty Images; p.76 (TR): ©technotr/E+/Getty Images; p.76 (TL): ©Keystone/Hulton Archive/Getty Images; p.76 (BR): ©YTopFoto; p.76 (BL): ©Tony Duffy/Getty Images Sport/Getty Images; p.77: ©Galina Burtsva/iStock/360/Getty Images; p.78 (TL): ©Echo/Cultura/Getty Images; p.78 (TC): ©The Washington Post/Getty Images; p.78 (TR): ©Konstantin Shishkin/iStock/360/Getty Images; p.78 (CL): ©LuckyBusiness/iStock/360/Getty Images; p.78 (C): ©Kzenon/Shutterstock; p.78 (CR): ©Greg Epperson/iStock/360/Getty Images; p.78 (BL): ©Ingram Publishing/Getty Images; p.78 (BC): ©sainth/iStock/360/Getty Images; p.78 (BR): ©Jupiterimages/Stockbyte/Getty Images; p.79: ©Athol Pictures/Alamy; p.81: ©JUNG YEON-JE /AFP/Getty Images; p.86: ©Yvette Cardozo/Photolibrary/Getty Images; p.87: ©Barry Mason/Alamy; p.92 (zebra crossing): ©Stephen Rees/Shutterstock; p.92 (youth club): ©Jeff Morgan 16/Alamy; p.92 (speed camera): ©Howard\_M/iStock/360/Getty Images; p.92 (graffiti): ©A\_Lesik/Shutterstock; p.92 (cycle lane): ©Aleramo/iStock/360/Getty Images; p.92 (litter bin): ©sunsetman/Shutterstock; p.92 (billboard): ©Jeff Morgan 09/Alamy; p.92 (high street): ©Ingram Publishing/Getty Images; p.92 (skate park): ©moodboard/360/Getty Images; p.94 (TL): ©RICK WILKING/Reuters/Corbis; p.94 (TR): ©Claver Carroll/Photolibrary/Getty Images; p.94 (C): ©ArtPix/Alamy; p.94 (B): ©Gideon Mendel/Corbis; p.95: ©David Hughes/Hemera/360/Getty Images; p.99: ©OlgaCanals/iStock/360/Getty Images; p.102 (BL): ©vadimmmus/iStock/360/Getty Images; p.102 (TL): ©Holger Scheibel/Corbis; p.102 (stomachache): ©Shutterstock/Photographie.eu; p.102 (earache): ©Shutterstock/Dora Zett; p.102 (headache): ©ATIC12/iStock/360/Getty Images; p.102 (toothache): ©Thomas Lammeyer/Herma/360/Getty Images; p.104 (L): ©Eric Fleming Photography/Shutterstock; p.104 (R): ©Rich Carey/Shutterstock; p.111 (1): ©JackF/iStock/360/Getty Images; p.111 (2): ©Onoky/Superstock; p.111 (3): ©Kimberly Brotheman/Moment Open/Getty Images; p.111 (4): ©KatPaws/iStock/360/Getty Images; p.111 (5): ©Matthew Grant/iStock/360/Getty Images; p.111 (6): ©Marin Tomas/iStock/360/Getty Images; p.111 (7): ©Charles O. Cecil/Alamy; p.111 (8): ©Shutterstock/Dudarev Mikhail; p.111 (9): ©hxdyl/iStock/360/Getty Images.

Cover photographs by: ©Yuliya Koldovska/Shutterstock; ©Lukasz Pajor/Shutterstock; ©William Perugini/Shutterstock

**The publishers are grateful to the following illustrators:**

David Semple 5, 18, 20, 29, 37, 38, 39, 52, 67, 73, 88, 101, 108; Fred Van Deelen (The Organisation) 7, 25, 62, 64, 93; Julian Mosedale 16, 19, 21, 31, 38, 42, 59, 70, 82, 91, 103, 112

**The publishers are grateful to the following contributors:**

Bloobery Design Ltd: text design and layouts; Claire Parson: cover design; Hilary Fletcher: picture research; Leon Chambers: audio recordings; Karen Elliott: Pronunciation sections; Diane Nicholls: Get it right! exercises

# CONTENTS

## Welcome 4

<b>UNIT 1 Having Fun</b>	<b>10</b>
Grammar	10
Vocabulary	12
Reading	14
Writing	15
Listening	16
Exam practice: Key	17
<b>UNIT 2 Money and How to Spend it</b>	<b>18</b>
Grammar	18
Vocabulary	20
Reading	22
Writing	23
Listening	24
Exam practice: Key	25
<b>Consolidation 1 &amp; 2</b>	<b>26</b>
<b>UNIT 3 Food for Life</b>	<b>28</b>
Grammar	28
Vocabulary	30
Reading	32
Writing	33
Listening	34
Exam practice: Key	35
<b>UNIT 4 Family Ties</b>	<b>36</b>
Grammar	36
Vocabulary	38
Reading	40
Writing	41
Listening	42
Exam practice: Key	43
<b>Consolidation 3 &amp; 4</b>	<b>44</b>
<b>UNIT 5 It Feels like Home</b>	<b>46</b>
Grammar	46
Vocabulary	48
Reading	50
Writing	51
Listening	52
Exam practice: Key	53
<b>UNIT 6 Best Friends</b>	<b>54</b>
Grammar	54
Vocabulary	56
Reading	58
Writing	59
Listening	60
Exam practice: Key	61
<b>Consolidation 5 &amp; 6</b>	<b>62</b>

<b>UNIT 7 The Easy Life</b>	<b>64</b>
Grammar	64
Vocabulary	66
Reading	68
Writing	69
Listening	70
Exam practice: Key	71
<b>UNIT 8 Sporting Moments</b>	<b>72</b>
Grammar	72
Vocabulary	74
Reading	76
Writing	77
Listening	78
Exam practice: Key	79
<b>Consolidation 7 &amp; 8</b>	<b>80</b>
<b>UNIT 9 The Wonders of the World</b>	<b>82</b>
Grammar	82
Vocabulary	84
Reading	86
Writing	87
Listening	88
Exam practice: Key	89
<b>UNIT 10 Around Town</b>	<b>90</b>
Grammar	90
Vocabulary	92
Reading	94
Writing	95
Listening	96
Exam practice: Key	97
<b>Consolidation 9 &amp; 10</b>	<b>98</b>
<b>UNIT 11 Future Bodies</b>	<b>100</b>
Grammar	100
Vocabulary	102
Reading	104
Writing	105
Listening	106
Exam practice: Key	107
<b>UNIT 12 Travellers' Tales</b>	<b>108</b>
Grammar	108
Vocabulary	110
Reading	112
Writing	113
Listening	114
Exam practice: Key	115
<b>Consolidation 11 &amp; 12</b>	<b>116</b>

Pronunciation page 118

Grammar reference page 122

Irregular verb list page 128

# WELCOME

## A ALL ABOUT ME

### Personal information

#### 1 Match the sentences and the replies.

- |                          |                          |                                 |
|--------------------------|--------------------------|---------------------------------|
| 1 What's your name?      | <input type="checkbox"/> | a I'm 14.                       |
| 2 How old are you?       | <input type="checkbox"/> | b Hi, Lucy, I'm Laura.          |
| 3 Where are you from?    | <input type="checkbox"/> | c Hi, Jim. Nice to meet you.    |
| 4 Hi, I'm Lucy.          | <input type="checkbox"/> | d Nice to meet you, too.        |
| 5 This is my friend Jim. | <input type="checkbox"/> | e My name's Steve.              |
| 6 Nice to meet you.      | <input type="checkbox"/> | f I'm from Hereford in England. |

#### 2 Write your answers to questions 1–3 in Exercise 1.

- 1 \_\_\_\_\_
- 2 \_\_\_\_\_
- 3 \_\_\_\_\_

### Nationalities and *be*

#### 1 Find 12 countries in the word search.



#### 2 Complete with the verb *to be*.

- 0 It *'s* \_\_\_\_\_ a Ferrari.
- 1 They \_\_\_\_\_ from Moscow.
- 2 I \_\_\_\_\_ (not) from London.
- 3 \_\_\_\_\_ Paula from New York?
- 4 \_\_\_\_\_ you from São Paulo?
- 5 We \_\_\_\_\_ (not) from Barcelona.
- 6 Augusto \_\_\_\_\_ from a small town near Buenos Aires.
- 7 My dad \_\_\_\_\_ (not) from Rome.

#### 3 Match the sentences 0–7 in Exercise 2 with a–h.


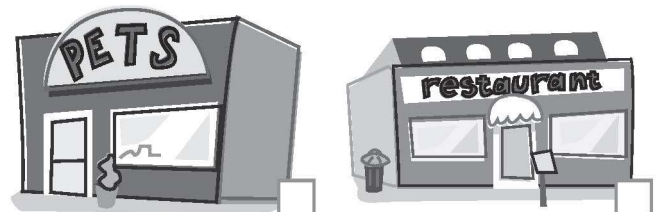
- |                        |                          |
|------------------------|--------------------------|
| a We're from Madrid.   | <input type="checkbox"/> |
| b They're Russian.     | <input type="checkbox"/> |
| c He's Argentinian.    | <input type="checkbox"/> |
| d But he is Italian.   | <input type="checkbox"/> |
| e Yes, I'm Brazilian.  | <input type="checkbox"/> |
| f It's an Italian car. | <input type="checkbox"/> |
| g I'm from Liverpool.  | <input type="checkbox"/> |
| h Yes, she's American. | <input type="checkbox"/> |

#### 4 Write the nationality of someone from ...

- 1 The Netherlands \_\_\_\_\_
- 2 Colombia \_\_\_\_\_
- 3 Mexico \_\_\_\_\_
- 4 Belgium \_\_\_\_\_
- 5 Turkey \_\_\_\_\_
- 6 Brazil \_\_\_\_\_
- 7 Argentina \_\_\_\_\_
- 8 Russia \_\_\_\_\_
- 9 Italy \_\_\_\_\_
- 10 The USA \_\_\_\_\_
- 11 Britain \_\_\_\_\_
- 12 Spain \_\_\_\_\_

### Names and addresses

#### 1 02 Listen to the telephone conversation. Who is the man calling?



2  Listen again and complete the form.

## The Golden Duck


Table for: <sup>1</sup> \_\_\_\_\_

Time: <sup>2</sup> \_\_\_\_\_

Name: <sup>3</sup> \_\_\_\_\_

Contact number: <sup>4</sup> \_\_\_\_\_

<sup>5</sup> \_\_\_\_\_ City Walls Road

3  Put the dialogue in order. Listen again and check.

- MANAGER OK, Mr Hodgson. And can I have a contact number?
- MANAGER Sure, it's 22 City Walls Road.
- MANAGER Could you spell that?
- 7 MANAGER The Golden Duck. How can I help you?
- MANAGER A table for four at 8 pm. Can I have your name?
- MANAGER Thank you. See you later tonight, Mr Hodgson.
- MR HODGSON Just one more thing. Can you give me your address?
- MR HODGSON It's Hodgson. Bob Hodgson.
- MR HODGSON Sure. It's H - O - D - G - S - O - N.
- MR HODGSON Hello, I'd like to book a table for four for tonight about 8 pm.
- MR HODGSON Yes, it's 0796 38888.

## SUMMING UP

1 Complete the text with the verb *to be* and the nationalities.

My favourite football team has players in it from all over the world.

Costa and Nunes <sup>1</sup> \_\_\_\_\_ from Rio de Janeiro.

They <sup>2</sup> \_\_\_\_\_ <sup>3</sup> \_\_\_\_\_.

Ramos <sup>4</sup> \_\_\_\_\_ from Bogotá. He <sup>5</sup> \_\_\_\_\_ <sup>6</sup> \_\_\_\_\_.

Simenon <sup>7</sup> \_\_\_\_\_ <sup>8</sup> \_\_\_\_\_. He <sup>9</sup> \_\_\_\_\_ from Brussels.

Jones and Lalas <sup>10</sup> \_\_\_\_\_ <sup>11</sup> \_\_\_\_\_. Jones <sup>12</sup> \_\_\_\_\_ from New York and Lalas <sup>13</sup> \_\_\_\_\_

from Miami.

The other players <sup>14</sup> \_\_\_\_\_ <sup>15</sup> \_\_\_\_\_. They <sup>16</sup> \_\_\_\_\_ from lots of different cities in Britain.

## B WHAT'S THAT?

Things in the classroom and prepositions of place

1 Find and **circle** 12 classroom items in the word snake.

doorboardrulerfloorcdnotebookwindowpenbookchairpencildesk

2 Complete with the classroom objects in the list.

ruler | teacher | chair | pen | board | notebook



- 1 The \_\_\_\_\_ is under the chair.
- 2 The \_\_\_\_\_ is behind the desk.
- 3 The \_\_\_\_\_ is on the desk.
- 4 The \_\_\_\_\_ is in front of the board.
- 5 The \_\_\_\_\_ is between the door and the window.
- 6 The \_\_\_\_\_ is on a book.

## Classroom language

### 1 Put the words in order to make sentences.

- I / a / can / question / ask / ?  
\_\_\_\_\_
- again / can / say / that / you / ?  
\_\_\_\_\_
- page / your / open / at / 10 / books  
\_\_\_\_\_
- don't / I / know  
\_\_\_\_\_
- I / understand / don't  
\_\_\_\_\_
- mean / word / does / what / this / ?  
\_\_\_\_\_
- that / do / word / spell / you / how / ?  
\_\_\_\_\_
- English / how / say / amanhã / in / do / you / ?  
\_\_\_\_\_
- if / hands / your / know / up / answer / put / you / the  
\_\_\_\_\_

## Object pronouns

### 1 Complete the table.

I	me
you	_____
he	_____
she	_____
it	_____
we	_____
they	_____

### 2 Circle the correct options in each sentence.

- May's my best friend. I tell *she* / *her* everything.
- They* / *Them* don't speak English. That's why you don't understand *they* / *them*.
- I* / *Me* love this dress. Buy it for *I* / *me*, please.
- Turn the music up. *We* / *Us* can't hear it.
- Bob's got a problem and *I* / *me* can't help *he* / *him*.
- We* / *Us* love our gran. She gives *we* / *us* great presents on our birthdays.

### 3 Complete with the missing object pronoun.

- I want my sandwich! Give it to me.
- That's Mr O'Brian. Say hello to \_\_\_\_\_.
- Mum wants some help. Can you help \_\_\_\_\_?
- I love \_\_\_\_\_. You're my best friend.
- We really want to go to the show. Can you buy \_\_\_\_\_ some tickets?
- The children are very noisy. Tell \_\_\_\_\_ to be quiet, please.

## this, that, these, those

### 1 Circle the right words.

- This* / *These* homework is very difficult.
- That* / *Those* shoes are really nice.
- That* / *These* house is really old.
- These* / *This* books aren't very interesting.

### 2 Complete with *this*, *that*, *these* or *those*.

- Can you pass me \_\_\_\_\_ books next to you, please?
- Is \_\_\_\_\_ my pen in your hand?
- \_\_\_\_\_ pencil is broken. Can you give me another one?
- \_\_\_\_\_ shoes are too small for me. I need to take them off.

## SUMMING UP

### 1 Complete the dialogue with the words in the list.

ask | know | spell | this | that  
pen | say | notebook | put

ROBERTO Excuse me, Miss Baker, can I <sup>0</sup> ask you a question?

MISS BAKER Of course you can, Roberto.

ROBERTO How do you <sup>1</sup> \_\_\_\_\_ 'pizza' in English?

MISS BAKER Ahmed. Can you help?

AHMED Sorry. I don't <sup>2</sup> \_\_\_\_\_.

MISS BAKER Can anyone help Roberto? <sup>3</sup> \_\_\_\_\_ your hands up if you know the answer. Yes, Kim.

KIM It's easy. It's 'pizza'.

ROBERTO How do you <sup>4</sup> \_\_\_\_\_ that?

KIM P-I-Z-Z-A; it's the same as in Italian!

ROBERTO OK, let me write that in my <sup>5</sup> \_\_\_\_\_. Is <sup>6</sup> \_\_\_\_\_ your <sup>7</sup> \_\_\_\_\_? Can I borrow it?

KIM No, <sup>8</sup> \_\_\_\_\_'s your pen. You don't need to ask.



## C ABOUT TIME

### Days and dates

- 1 Sort the words into three different groups.  
There are four words in each group.

Sunday | October | fourteenth | third | July  
Monday | second | tenth | March | Saturday  
September | Friday

- 1 \_\_\_\_\_  
2 \_\_\_\_\_  
3 \_\_\_\_\_

- 2 Write the next word in each sequence.

- 1 February, April, June, \_\_\_\_\_  
2 Friday, Thursday, Wednesday, \_\_\_\_\_  
3 first, third, sixth, \_\_\_\_\_  
4 1st, 10th, 19th, \_\_\_\_\_  
5 April, August, December, \_\_\_\_\_  
6 4th, 8th, 12th, \_\_\_\_\_  
7 Monday, Wednesday, Friday, \_\_\_\_\_  
8 December, November, October, \_\_\_\_\_

- 3 Write the numbers in words.

- 1 1st \_\_\_\_\_  
2 4th \_\_\_\_\_  
3 8th \_\_\_\_\_  
4 11th \_\_\_\_\_  
5 12th \_\_\_\_\_  
6 15th \_\_\_\_\_  
7 20th \_\_\_\_\_  
8 22nd \_\_\_\_\_  
9 25th \_\_\_\_\_  
10 29th \_\_\_\_\_  
11 30th \_\_\_\_\_  
12 31st \_\_\_\_\_


- 4 Answer the questions.

When is ...

- 1 your birthday?  
\_\_\_\_\_
- 2 your country's national day?  
\_\_\_\_\_
- 3 your best friend's birthday?  
\_\_\_\_\_
- 4 the first day of your next school holiday?  
\_\_\_\_\_

## My day


- 1 Write the times on the clocks.



0 It's 4 pm.




1 It's \_\_\_\_\_



2 It's \_\_\_\_\_



3 It's \_\_\_\_\_



4 It's \_\_\_\_\_



5 It's \_\_\_\_\_

- 2 Read and put the events in order.

- I have lunch at quarter past one.  
 I go to bed at twenty past eight.  
 I go to school at seven o'clock.  
 I have dinner at half past five.  
 I have breakfast at quarter past six.  
 I get home at half past one.  
 1 I get up at six o'clock.  
 I do my homework at quarter to two.

- 3 Now write about your day.

- 1 I get up at ...  
2 \_\_\_\_\_  
3 \_\_\_\_\_  
4 \_\_\_\_\_  
5 \_\_\_\_\_  
6 \_\_\_\_\_  
7 \_\_\_\_\_  
8 \_\_\_\_\_

## SUMMING UP

1 03 Listen and write the times that Dan does the following things.

- 1 get up on Tuesday morning  
\_\_\_\_\_
- 2 arrive at school  
\_\_\_\_\_
- 3 get home after school  
\_\_\_\_\_
- 4 go to bed  
\_\_\_\_\_
- 5 get up on Sunday morning  
\_\_\_\_\_

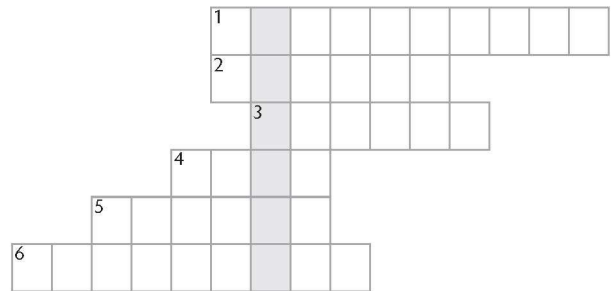
2 03 Put the dialogue in order. Listen and check.

- ANA What!?! Six o'clock!
- ANA Half past six in the morning? That's early. Why?
- ANA Oh. And what time does it finish?
- ANA So you love the weekend. You can get up late.
- ANA What do you do after lunch?
- 7 ANA What time do you get up, Dan?
- DAN Yes, six o'clock. I have early morning swimming lessons.
- DAN I do homework and watch TV. Sometimes I play football and basketball. Then it's dinner and I go to bed at nine o'clock.
- DAN Well, my school starts at seven o'clock.
- DAN Not at all. On Saturdays and Sundays I get up at six o'clock.
- DAN From Monday to Friday, I get up at half past six.
- DAN Twenty past twelve, so I get home at ten to one for lunch.

## D MY THINGS

### My possessions

1 Do the word puzzle and find the name of Jim's pet.



1



2



3



4



5



6

### have got

1 Complete the sentences about Jim with *has* or *hasn't*. Use the previous exercise to help you.

- 1 Jim \_\_\_\_\_ got a lizard.
- 2 Jim \_\_\_\_\_ got a camera.
- 3 Jim \_\_\_\_\_ got a smartphone.
- 4 Jim \_\_\_\_\_ got a bike.
- 5 Jim \_\_\_\_\_ got a dog.
- 6 Jim \_\_\_\_\_ got a car.

**2 Match the questions and the answers.**

- 1 Have you got a pet?
- 2 Has Jim got a cat?
- 3 Have all your friends got smartphones?
- 4 Has your brother got a bike?
- 5 Have you got a lizard?
- 6 Has Suzie got a brother?


- a Yes, they have.
- b Yes, I've got a dog.
- c No, he hasn't.
- d No, she hasn't, but she's got a sister.
- e No, I haven't.
- f Yes, he has. It's called Mickey.

**3 Circle the correct option.**

- 1 I *have / has* got three brothers.
- 2 We *haven't / hasn't* got a car.
- 3 Susie *has / have* got a new phone.
- 4 They *haven't / hasn't* got any money.
- 5 James *haven't / hasn't* got homework tonight.
- 6 I *haven't / hasn't* got a pen. *Have / Has* you got one?

**4 Complete the dialogue with *have, has, haven't* or *hasn't*.**

BOB 1 \_\_\_\_\_ you got a laptop, Nick?  
 NICK No, I 2 \_\_\_\_\_ but I'd love one.  
 BOB What about your brother? 3 \_\_\_\_\_ he got one?  
 NICK Yes he 4 \_\_\_\_\_ and he 5 \_\_\_\_\_ got a tablet too.  
 BOB That's not fair.  
 NICK He's older than me. My sister 6 \_\_\_\_\_ got one but she's only three.  
 BOB 7 \_\_\_\_\_ your parents got a computer?  
 NICK Yes, they 8 \_\_\_\_\_. I use it sometimes.

**5 Write sentences.**

- 1 Two things you have got and two things you haven't got.  
 \_\_\_\_\_  
 \_\_\_\_\_  
 \_\_\_\_\_
- 2 Two things your best friend has got and two things he/she hasn't got.  
 \_\_\_\_\_  
 \_\_\_\_\_  
 \_\_\_\_\_

**I like and I'd like**

**1 Circle the correct option.**

- 1 A What's your favourite colour?  
 B I *like / 'd like* blue best.
- 2 A Can I help you?  
 B Yes, I *like / 'd like* an ice cream, please.
- 3 A What do you want to do?  
 B I *like / 'd like* to play computer games.
- 4 A Do you want milk or orange juice?  
 B I *like / 'd like* milk, please.
- 5 A Who's the best teacher at your school?  
 B I *like / 'd like* Miss Dawes the most.
- 6 A Which day of the week do you like the most?  
 B I *like / 'd like* Fridays.
- 7 A Do you want anything to eat?  
 B I *like / 'd like* some chicken soup, please.
- 8 A What do you do in your free time?  
 B I *like / 'd like* swimming and playing football.

**SUMMING UP**

**1 Complete the mini dialogues with the missing questions.**

- 1 A \_\_\_\_\_ ?  
 B Yes, I'd love a dog or cat.
- 2 A \_\_\_\_\_ ?  
 B No, I don't. I don't like any sports.
- 3 A \_\_\_\_\_ ?  
 B Yes, I am. Very. I'd love a sandwich please.
- 4 A \_\_\_\_\_ ?  
 B Yes, I do. Especially bananas and apples.
- 5 A \_\_\_\_\_ ?  
 B Yes, I have. I've got a brother and two sisters.
- 6 A \_\_\_\_\_ ?  
 B No, Rob hasn't got a cat but I think he's got a lizard.
- 7 A \_\_\_\_\_ ?  
 B Yes, please. I'd love a glass of water. I'm really thirsty.
- 8 A \_\_\_\_\_ ?  
 B No, we haven't got a car but we've all got bikes.
- 9 A \_\_\_\_\_ ?  
 B Yes, I love dogs. We've got two.
- 10 A \_\_\_\_\_ ?  
 B No, I haven't got a camera but I've got a smartphone.